



PROPLATE™
powered by **RUDRAM ENGINEERING**



8 PROVEN

**SURFACE FINISHING
TECHNIQUES**

Every Professional Should Know

INDEX

I. Introduction:

04

II. Optimizing Your Workflow:

07

- A. Equipment and Layout
- B. Process Improvement

III. Mastering Production Control:

12

- A. Inventory Management
- B. Scheduling and Job Tracking

IV. Empowering Your Team:

15

- A. Training and Development
- B. Communication and Collaboration

V. Leveraging Technology:

18

- A. Automation
- B. Data Analytics and Reporting

VI. Maintenance and Upkeep:

21

- A. Troubleshooting and Problem-Solving

VII. Conclusion:

22

Welcome!

Get ready to dive into the exciting world of surface finishing efficiency! This interactive guide, packed with facts, figures, and industry insights, will equip you with the knowledge and tools to transform your plant into a well-oiled machine.

Are you ready to unlock the hidden potential of your operation?

YES 



I. Introduction:

The Efficiency Challenge:

In today's competitive landscape, every second counts. Did you know that according to a 2023 study by **the National Association of Manufacturers,**

manufacturing inefficiencies cost the global economy a staggering **\$3.4 trillion annually!**



The good news? Surface finishing plants like yours can significantly reduce these inefficiencies by streamlining operations.

Before we dive in, let's gauge your current efficiency. Which of the following statements best describes your plant's workflow?

- A** Parts flow smoothly with minimal delays.
- B** We experience occasional bottlenecks, impacting overall throughput.
- C** Frequent delays and inefficiencies hinder our production capacity.

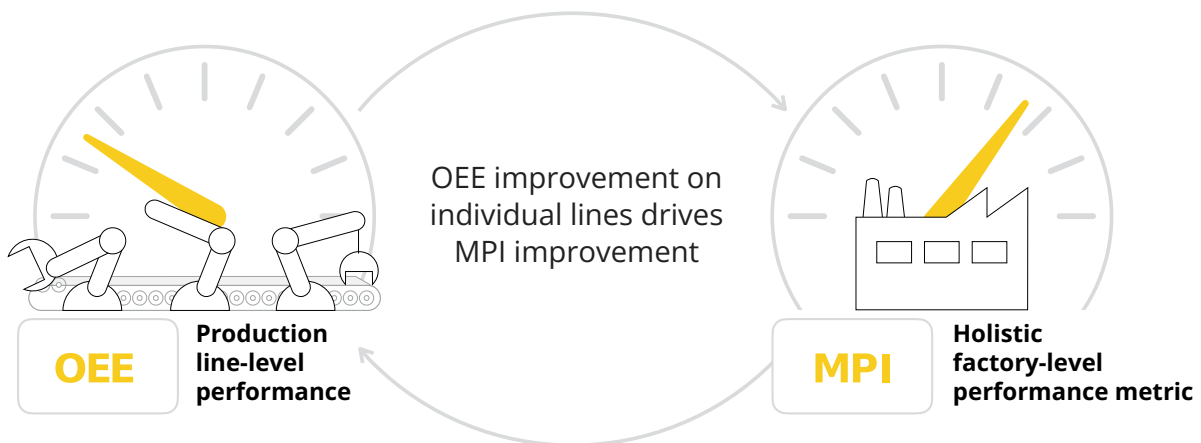
The Benefits of Efficiency:

By implementing the strategies outlined in this guide, you can unlock a treasure trove of benefits for your surface finishing plant, including:

01

Increased Throughput:

Imagine processing significantly more parts in a shorter time frame! Studies by the **Manufacturing Performance Institute** show that **well-organized plants can achieve throughput increases of up to 30%**.



Enables problem solving on the shop floor to improve equipment performance

Enables top-down profitability-focused factory performance improvement

02

Reduced Costs:

Streamlining operations can lead to **cost savings of 15% or more** through minimized waste and optimized resource allocation. Every penny saved goes straight to your bottom line!

03

Improved Quality:






Consistent processes and vigilant quality control ensure you deliver **flawless finishes** every time. Happy customers lead to repeat business!

04

Enhanced Employee Satisfaction:

Efficient workflows create a **safer and more productive** work environment for your team. A happy workforce is a productive workforce!

Get a head start! 

Feature	 PROPLATE™ (Industry-Built)	 Generic Software (ERP/MES)	 Excel & Paper	 In-House Software	 Old Offerings
Designed for Finishing?	✓	✗	✗	✓	✓
Cloud-Based (Access Anywhere)	✓	✓	✗	✗	✓
On-Call, US-Based Support	✓	✓	✗	✗	✗
Cybersecurity	✓	✓	✗	✗	✗
Automatic Accounting Integration	✓	✓	✗	✗	✓
Automatic Margin Analysis	✓	✗	✗	✗	✗
True Paperless Production	✓	✗	✗	✗	✗
Fast Operator Training	✓	✗	✗	✗	✗
Compliance Management	✓	✗	✗	✗	✗
Global Search Capability	✓	✗	✗	✗	✗
Customer Trust	✓	✗	✗	✗	✗
Automated Reports	✓	✗	✗	✗	✗
Customizable Quoting	✓	✗	✗	✗	✗
Capacity Planning	✓	✗	✗	✗	✗
Drag & Drop Scheduling	✓	✗	✗	✗	✗
Production Matching	✓	✗	✗	✗	✗
Significantly Reduced Paperwork Usage	✓	✗	✗	✗	✗
Operator Training	✓	✗	✗	✗	✗
Fast Implementation	✓	✗	✗	✗	✗
Document Customization	✓	✗	✗	✗	✗
Industry Benchmarks	✓	✗	✗	✗	✗
Multi-Plant Access	✓	✗	✗	✗	✗
Customer Portal	✓	✗	✗	✗	✗
Quality Management System	✓	✗	✗	✗	✗
Maintenance Management	✓	✗	✗	✗	✗

Let's move on to optimizing your workflow! The first step is selecting the right equipment and creating an efficient layout.

II. Optimizing Your Workflow: The Foundation for Efficiency

A. Equipment and Layout: Selecting the Right Tools for Peak Performance

Choosing the most appropriate equipment for your specific tasks and volume is paramount. A **2022 Gardner Publications study** revealed that plants with outdated or inefficient equipment experience a **20% reduction in potential throughput**.

Crucial factors to consider when selecting equipment include:

- ▶ Part size and complexity
- ▶ Production volume
- ▶ Desired surface finish
- ▶ Budgetary constraints

Streamline Your Surface Finishing Operations with PROPLATE™

PROPLATE™ is your trusted partner in optimizing your entire workflow, even if you already have a preferred equipment setup. We're a leading ERP (Enterprise Resource Planning) solution provider specializing in the surface finishing industry.

How can PROPLATE™ help?



Seamless Integration:

PROPLATE™ integrates seamlessly with your existing equipment through a secure One Drive connection. This allows for a two-way flow of data, maximizing efficiency.



Enhanced Workflow:

Configure your PLC/HMI (Programmable Logic Controller/Human-Machine Interface) to connect with a specific drive in the cloud and share recipes. Proplate™ can then push those recipes back to your machines, ensuring consistent results and streamlined production.

Explore the Power of PROPLATE™ 




PROPLATE™
powered by RUORAM ENGINEERING

Surface Finishing At Its Best!

- ✓ Unlock Operational Efficiency
- ✓ Maximize Your Processing Capacity
- ✓ Boosts Financial Results
- ✓ Minimizing Re-Work
- ✓ Ensures Quality Consistency

Watch Now 

Creating an Efficient Plant Layout: Optimizing Material Flow

A well-designed plant layout minimizes travel distances, optimizes material flow, and maximizes production efficiency.



Schedule A Free Consultation 

Interactive Quiz

Test your knowledge! What are the 3 key principles of an efficient plant layout?

1. A smooth and uninterrupted flow of materials throughout the production process
2. Minimize the travel distance of materials, parts, and workers between processing steps
3. Effective use of all available floor space.

Maximizing Throughput: Processing More Parts, Faster

Throughput refers to the number of parts processed per unit time. Here are some strategies to increase throughput:



Identify and address bottlenecks:

Eliminate areas that hinder production flow.



Optimize batch sizes:

Find the balance between setup time and production efficiency.



Implement preventative maintenance:

Minimize downtime through regular equipment servicing.

B. Process Improvement: Eliminating Waste, Boosting Efficiency

This section focuses on identifying and eliminating inefficiencies within your existing processes.

01

Identifying Bottlenecks and Inefficiencies:

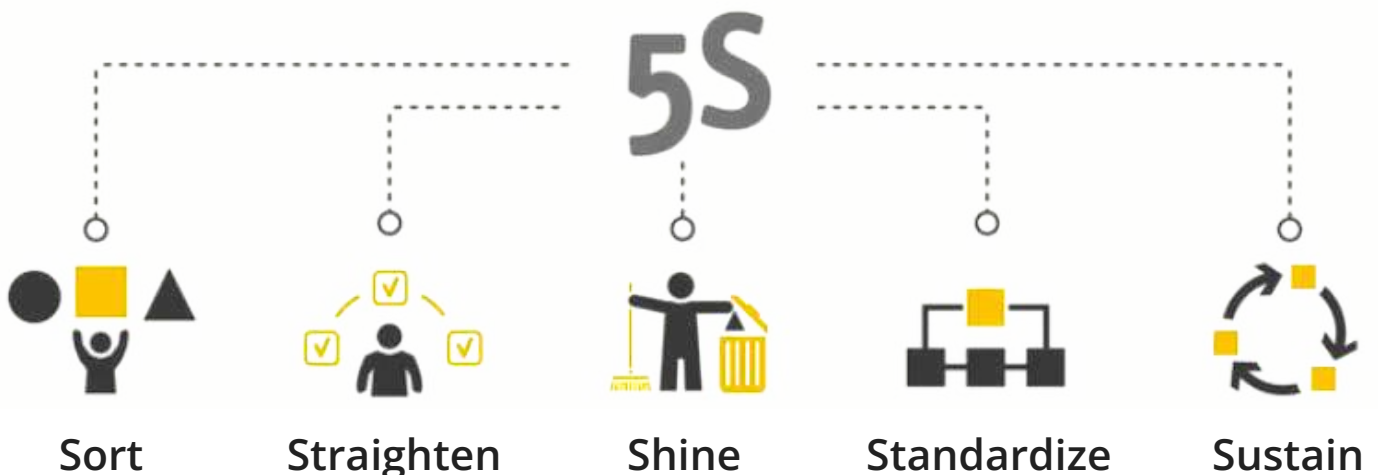
Bottlenecks are areas that obstruct production flow. Utilize data analysis tools or conduct a physical walkthrough of your production line to pinpoint them.

02

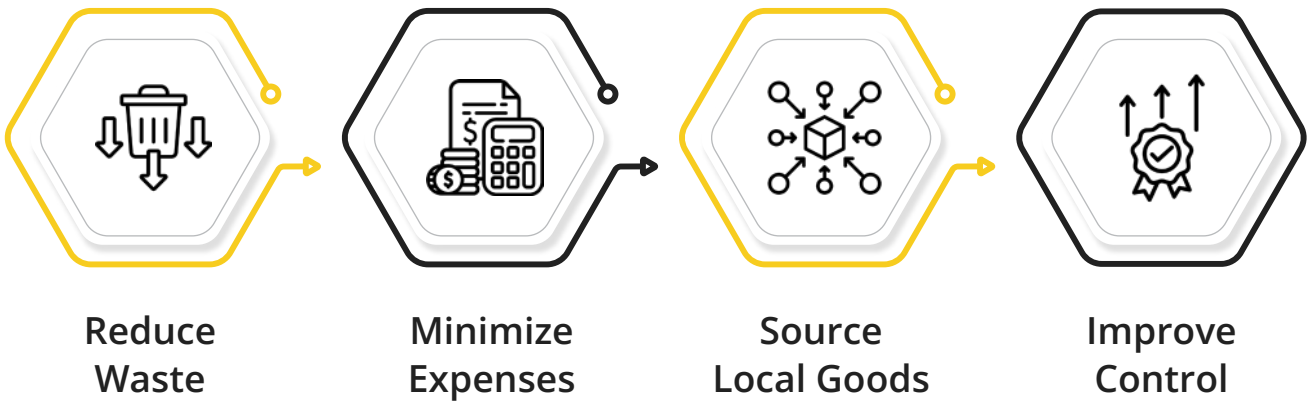
Implementing Lean Manufacturing Principles:

Lean Manufacturing focuses on eliminating waste and maximizing value. Strategies include:

5S Methodology



Just-in-Time (JIT) inventory management



Kanban Principles

Start where you are

Agree to pursue incremental, evolutionary change

Respect current roles, responsibilities and job titles

Encourage acts of leadership at all levels

03

Standardizing Processes for Consistency:

Establish consistent procedures for each finishing step to ensure consistent results and minimize errors.

This is just the beginning of your efficiency journey!

We've tackled efficient workflows and now delve deeper into mastering production control, the backbone of a high-performing surface finishing operation. Get ready to optimize inventory management, scheduling, and empower your team for peak efficiency!

Mastering Production Control: The Symphony of Efficiency

Production control synchronizes various aspects of your operation for seamless execution. Let's explore key strategies to achieve this mastery:

A. Inventory Management: Optimizing Your Materials

Minimizing Waste and Overstocking:

- Did you know that according to a **2023 National Association of Manufacturers (NAM) report**, inefficient inventory management costs US manufacturers a staggering **\$100 billion annually!**
- Overstocking leads to wasted storage space, potential obsolescence, and unnecessary financial burden. Conversely, understocking can cause production delays due to material shortages.

Key Findings

\$3.079 trillion

Cost of federal regulations to the U.S. economy

\$465 billion

Increase in aggregate regulatory compliance costs since 2012

\$277K

Avg. annual compliance costs for a U.S. firm

\$29,100

Avg. per employee cost of regulations for manufacturers

\$50,100

Avg. per employee cost of regulations for small manufacturers (<50 employees)

Proplate's Inventory Management Solutions:

PROPLATE™ offers a range of solutions to optimize your inventory control, including:

- **Digital Tracking of Chemicals:**

Our system allows digital inventory tracking of chemicals. In the system with the ability to automatically notify if an update to the inventory levels breaches a specific threshold set by the user. This triggers an automated notice from the system.

- **Just-in-Time (JIT) Inventory Consulting:**

Our experts help you implement JIT practices, reducing storage costs and improving cash flow.



B. Scheduling and Job Tracking: Keeping Things Flowing Smoothly

Effective Scheduling Strategies:

- Develop a **master schedule** outlining production steps and timelines for all ongoing jobs.
- Utilize **scheduling software** to optimize resource allocation and prioritize tasks effectively.

Real-Time Job Tracking and Monitoring:

- Track the progress of each job in real-time to identify and address potential bottlenecks promptly.
- Implement a **visual management system** (e.g., Kanban boards) to provide clear job status updates for all personnel.

Proplate's Scheduling and Job Tracking Tools:

PROPLATE[™] empowers you with advanced scheduling and tracking tools:

- **Production Management Software:**
Manage production schedules, track job progress, and optimize workflows.
- **Real-Time Data Dashboards:**
Gain instant insights into production performance, allowing for informed decision-making.
- **Explore Proplate's Production Management Software!**



Schedule A Free Consultation



IV. Empowering Your Team: The Pillars of Success

Your team is your most valuable asset. By investing in their training and fostering effective communication, you cultivate a skilled and motivated workforce.

A. Training and Development:

Providing Training for Optimal Equipment Usage:

- Ensure your team receives comprehensive training on operating and maintaining your surface finishing equipment.
- Regularly offer refresher courses to stay updated on new technologies and best practices.

Building a Skilled and Efficient Workforce:

- Invest in continuous learning opportunities for your team members to enhance their skills and knowledge.
- Create a culture of learning and development, encouraging employees to take ownership of their professional growth.

Proplate™ Training & Development Programs:

- **Surface Finishing Best Practices:** Learn industry-standard methods for achieving exceptional finishes.

Find out more about Proplate's Training Programs! 

B. Communication and Collaboration:

Fostering Open Communication Between Teams:

- Establish clear communication channels between departments (e.g., production, quality control, maintenance).
- Encourage regular team meetings to discuss progress, challenges, and areas for improvement.

Encouraging a Culture of Continuous Improvement:

- Empower employees to identify and suggest improvements to existing processes.
- Implement a system for receiving and evaluating employee suggestions, fostering a culture of ownership.

What are some key communication practices you currently implement in your plant?

Option A: Daily production meetings

Option B: Regular team huddles

Option C: Limited communication, primarily through email

Option D: Other

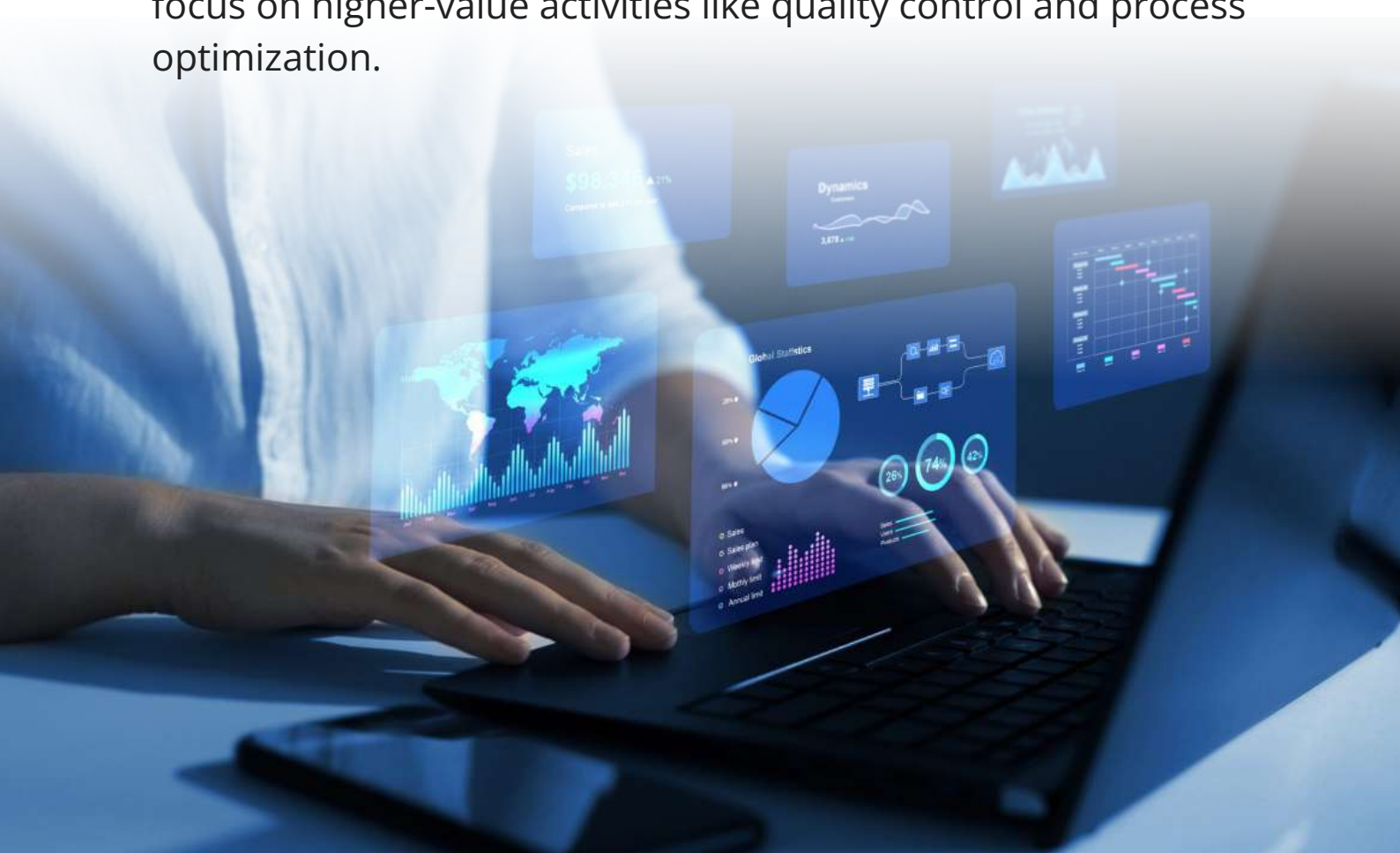
V. Leveraging Technology: The Future is Now

Technology acts as a powerful catalyst in streamlining your surface finishing operation. Let's explore key areas where technology can revolutionize your production process:

A. Automation: Efficiency on Autopilot

Identifying Opportunities for Automation:

- Analyze repetitive, labor-intensive tasks. Consider automating tasks such as:
 - ▶ Material handling
 - ▶ Pre-treatment processes
 - ▶ Painting and coating applications
- **A 2022 McKinsey report** estimates that automation can **increase manufacturing productivity by up to 25%**. By automating these tasks, you free up your skilled workforce to focus on higher-value activities like quality control and process optimization.



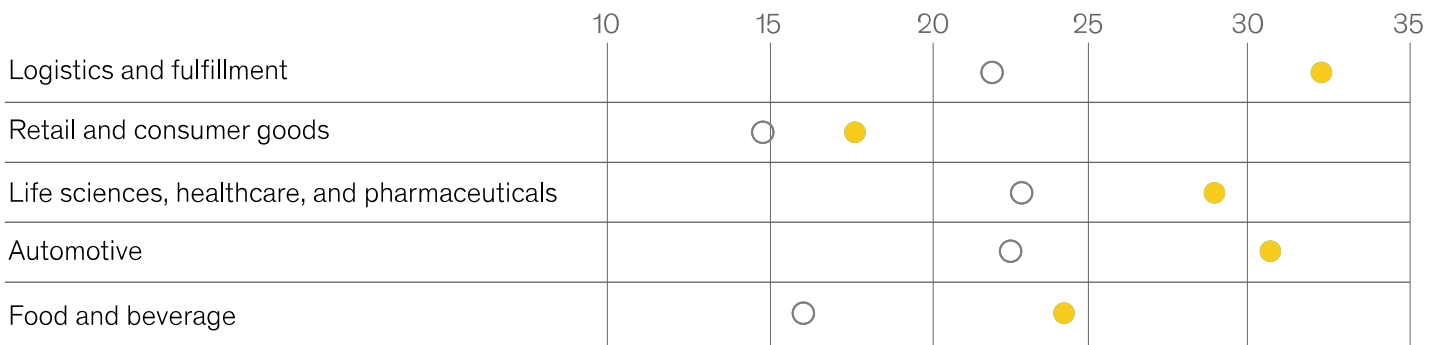


Identifying Opportunities for Automation:

Automation will account for 25 percent of industrial companies's capital spending over the next five years.

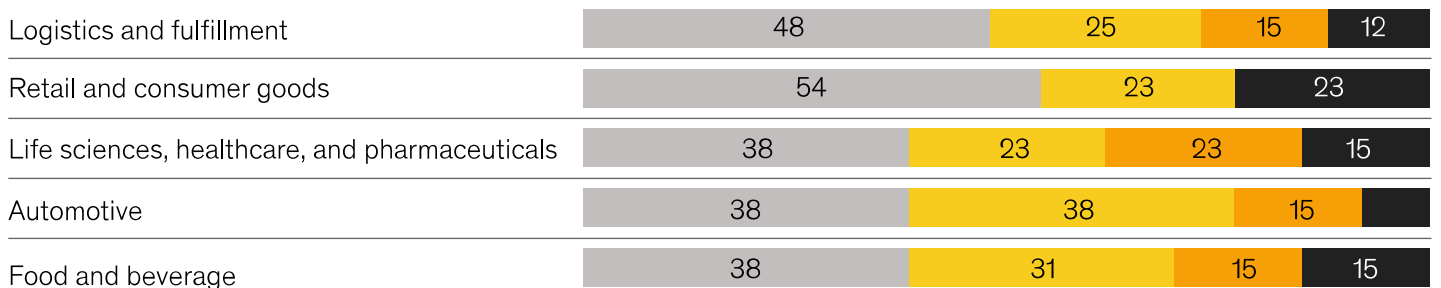
Average share of investment in automation, by sector, % of capital spending

○ Past 5 years ● Next 5 years



Anticipated amount of investment in automation over next 5 years, by sector, % of respondents

■ <\$25 million ■ \$25 million–99 million ■ \$100 million–499 million ■ ≥\$500 million



Source: McKinsey Global Industrial Robotics Survey, 65 senior leaders and executives in automotive; food and beverage; life sciences, healthcare, and pharmaceuticals; logistics and fulfillment; and retail and consumer goods sectors, August 2022



B. Data Analytics and Reporting: Unleashing the Power of Information

Using Data to Identify Trends and Improve Processes:

- Leverage data collected through your equipment and production software to gain valuable insights. Identify trends in areas like:
 - ▶ Production times
 - ▶ Material usage
 - ▶ Quality control metrics
- Use these insights to optimize processes and prevent potential issues before they arise. For instance, you can identify equipment that might be nearing failure based on sensor data, allowing for preventative maintenance and avoiding costly downtime.

Implementing Real-Time Data Monitoring Systems:

- Gain real-time insights into your operation's performance through data dashboards and reporting tools.
- Proactive decision-making based on real-time data leads to:
 - ▶ Improved efficiency
 - ▶ Reduced waste
 - ▶ Enhanced quality control

Proplate's Data Analytics Solutions:

PROPLATE™ equips you with advanced data analytics tools to transform your data into actionable insights:

- **Production Data Acquisition Systems:**

We provide solutions to collect and analyze real-time data from your equipment, giving you a holistic view of your operation.

- **Customizable Reports & Dashboards:**

Gain clear, easy-to-understand insights into key performance indicators (KPIs) through customizable reports and dashboards.

- **Unlock the power of data with PROPLATE™!**

Which data point do you find most valuable in monitoring your surface finishing operation?

Option A: Production throughput per hour

Option B: Quality control defect rate

Option C: Material consumption per unit

Option D: All of the above

Proactive maintenance ensures your equipment operates smoothly, minimizing downtime and maximizing productivity.

A. Troubleshooting and Problem-Solving: Be Ready for Anything

Developing Effective Troubleshooting Techniques:

- Equip your team with clear troubleshooting procedures for common equipment issues.
- Utilize diagnostic tools and software to identify problems quickly and accurately.

Ensuring Quick Response to Production Issues:

- Develop a system for prompt notification and response to production problems.
- Foster a culture of problem-solving, encouraging your team to identify and address issues proactively.

What's your go-to strategy for troubleshooting equipment problems?

Option A: Relying on experience and guesswork

Option B: Following a standardized troubleshooting checklist

Option C: Consulting technical manuals and online resources

Option D: A combination of the above

By prioritizing preventive maintenance and developing effective troubleshooting techniques, you ensure consistent equipment performance and minimize disruptions to your production flow.



Schedule A Free Consultation



VII.

Conclusion: Your Streamlined Surface Finishing Plant Awaits

Congratulations! You've explored essential strategies to streamline your surface finishing operation. Here's a quick recap

01**Optimizing Workflows:**

Streamline processes for maximum efficiency.

02**Mastering Production Control:**

Manage inventory, schedule effectively, and empower your team.

03**Increased Throughput:**

Process more parts in less time.

04**Reduced Costs:**

Minimize waste and optimize resource allocation.

05**Improved Quality:**

Ensure consistent, flawless finishes.

06**Enhanced Employee Satisfaction:**

Create a safer, more productive work environment.



The PROPLATE™ Advantage: Your Partner in Success



Advanced Software & Tools:

Optimize production planning, scheduling, and real-time data management.



Training & Development Programs:

Equip your team with the expertise to operate and maintain equipment effectively.



Expert Support & Consulting:

Leverage Proplate's industry knowledge to tackle your specific challenges.

Visit www.proplate.pro to explore our solutions



Schedule A Free Consultation



Meet Us

✉ sales@proplate.pro

📍 845 Executive Lane, Ste. 200 Rockledge,
FL 32955

☎ +1 (866) 292-6525

